


Panasonic®

Installation Manual

Additional Digital Cordless Handset

Model No. **KX-PRXA10C**



Thank you for purchasing a Panasonic product.

This unit is an additional handset compatible with the following series of Panasonic Digital Cordless Phone:

- KX-PRX120 (KX-PRXA10)

(The corresponding models are subject to change without notice.)

You must register this handset with your base unit before it can be used. This document describes only the steps needed to register and begin using the handset. Please read the base unit's documentation for further details.

Please read this document before using the unit and save it for future reference. For assistance, please visit our support page on: www.panasonic.ca



PNQX6196ZA

Printed in China

PNQX6196ZA CC1213YK0 (E)

Installation

Supplied accessories

Accessory item/Part number	Quantity
Charger	1
AC adaptor/PNLV226K	1
Rechargeable battery*1	1
Handset cover*2	1

*1 Please read the base unit's documentation for replacement battery information.

*2 The handset cover comes attached to the handset.

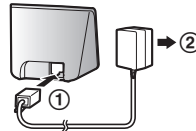
Note:

- Please read the base unit's documentation for additional/replacement accessories.

Preparing the charger

■ KX-PRXA10

- ① Insert the AC adaptor plug to the unit until you hear a click.
- ② Connect the AC adaptor to the power outlet.



Note:

- Use only the supplied Panasonic AC adaptor PNLV226K.
- The AC adaptor must remain connected at all times. (It is normal for the adaptor to feel warm during use.)

Preparing the handset

Inserting microSD card and the battery


A microSD card (not supplied) allows you to expand the handset's storage capabilities.

Installation

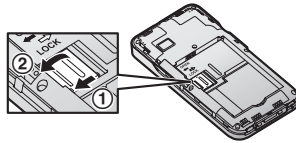
Important:

- Use only the supplied battery. For replacement, use only the Panasonic rechargeable battery noted in the base unit's documentation.
- When removing the battery, make sure you turn off the handset first.
- To avoid loss of data or malfunction, do not damage, carelessly handle, or short-circuit the gold-coloured contacts of the microSD card.

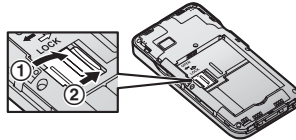
- 1 Remove the handset's cover.



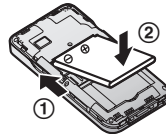
- 2 Open the microSD card cover by sliding it toward the nearest side of the handset (①) and then lifting up (②).



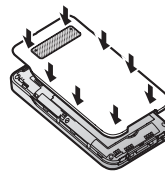
- 3 Insert the microSD card with the gold-coloured contacts facing down, close the microSD cover (①), and then gently slide the cover toward the opposite side of the handset (②).



- 4 Insert the battery (①) and lower it into the handset (②).



- 5 Attach the cover.



Installation

Note:

- If the battery is fully charged, but the operating time seems to be shorter, clean the charge contacts of the handset and charger with a dry cloth and charge again.

Charging the handset

Charge the handset for about 5 hours before initial use. The charge indicator (1) lights while the handset is charging and turns off when the handset is fully charged.

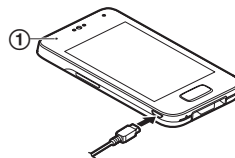
Important:

- If the handset is placed into the charger while talking on the phone, the call is not disconnected.



Place the handset into the charger.

or



Connect a USB cable (not supplied) directly to the handset.

Turning on the handset

To turn the handset on, press and hold the power button on the top of the handset.

Setup wizard

The first time you turn on the handset, the setup wizard prompts you to configure initial settings such as the display language. Follow the on-screen instructions to configure the handset.

Registration dialogue

While using the setup wizard, a dialogue may be displayed prompting you to press the **[••)]** on the base unit for 5 seconds. Follow the on-screen instructions to register the handset to the base unit. When registration is complete, continue to follow the setup wizard.

Registering the handset to the base unit

If the handset is not registered, the registration dialogue (page 4) is displayed. Follow the on-screen instructions to register the handset to the base unit.

Installation

If you cancel this dialogue, you can display it again by tapping **[Landline]** in the home screen or app list, and then tapping **[Landline settings]** → **[Initial settings]**.

For your safety

To prevent severe injury and loss of life/property, read this section carefully before using the product to ensure proper and safe operation of your product.

WARNING

Power connection

- Completely insert the AC adaptor/power plug into the power outlet. Failure to do so may cause electric shock and/or excessive heat resulting in a fire.
- Regularly remove any dust, etc. from the AC adaptor/power plug by pulling it from the power outlet, then wiping with a dry cloth. Accumulated dust may cause an insulation defect from moisture, etc. resulting in a fire.
- Unplug the product from power outlets if it emits smoke, an abnormal smell, or makes an unusual noise. These conditions can cause fire or electric shock. Confirm that smoke has stopped emitting and contact us by visiting our support page on: www.panasonic.ca

Installation

- This product is not water-resistant. To prevent the risk of fire or electrical shock, do not expose the product to rain or any type of moisture.
- Do not place or use this product near automatically controlled devices such as automatic doors and fire alarms. Radio waves emitted from this product may cause such devices to malfunction resulting in an accident.
- Keep all accessories, including the microSD card, out of the reach of children to prevent swallowing.

Operating safeguards

- To prevent possible hearing damage, do not listen at high volume levels for long periods.



Installation

CAUTION

Installation and location

- The AC adaptor is used as the main disconnect device. Ensure that the AC outlet is installed near the product and is easily accessible.

Battery

- Use only the specified battery or additional/replacement battery noted in the base unit's documentation for replacement battery information.
- Do not open or mutilate the battery. Released electrolyte from the battery is corrosive and may cause burns or injury to the eyes or skin. The electrolyte is toxic and may be harmful if swallowed.
- Exercise care when handling the battery. Do not allow conductive materials such as rings, bracelets, or keys to touch the battery, otherwise a short circuit may cause the battery and/or the conductive material to overheat and cause burns.
- Charge the battery in accordance with the instructions and limitations specified in this manual.
- Only use a compatible charger to charge the battery. Do not tamper with the charger. Failure to follow these instructions may cause the battery to swell or explode.
- Do not subject the battery to mechanical shock.
- Keep the battery out of the reach of children.
- Keep the battery clean and dry.
- Wipe the battery terminals with a clean dry cloth if they become dirty.
- Do not continuously charge the battery for a prolonged period of time.
- Remove the battery from the product if the product will not be used for a prolonged period of time.

Attention:



The lithium ion/polymer battery you have purchased is recyclable.
Please call 1-800-8-BATTERY
(1-800-822-8837) for information on how to recycle this battery.

Important safety instructions

When using your product, basic safety precautions should always be followed to reduce the risk of fire, electric shock, and injury to persons, including the following:

1. Do not use this product near water for example, near a bathtub, washbow, kitchen sink, or laundry tub, in a wet basement or near a swimming pool.
2. Do not use the telephone to report a gas leak in the vicinity of the leak.

Installation

3. Use only the power cord and batteries indicated in this manual. Do not dispose of batteries in a fire. They may explode. Check with local codes for possible special disposal instructions.

SAVE THESE INSTRUCTIONS

Other information

- Operating the product near electrical appliances may cause interference. Move away from the electrical appliances.

CAUTION: Risk of explosion if battery is replaced by an incorrect type. Dispose of used batteries according to the instructions.

Routine care

- **Wipe the outer surface of the product with a soft moist cloth.**
- Do not use benzine, thinner, or any abrasive powder.

Notice for downloading software or upgrading the operating system

- Product functions and operating procedures may change and certain applications may not function any longer if the product's operating system is upgraded.
- Confirm the safety and security of software before downloading or installing it on this product. Installing malware or viruses can cause malfunction and the disclosure of any private information stored in this product, or may cause excessive sound volume.

Notice for product disposal, transfer, or return

- This product can store your private/confidential information. To protect your privacy/confidentiality, we recommend that you erase information such as phonebook or caller list entries from the memory before you dispose of, transfer, or return the product.

Trademarks

- The Android robot is reproduced or modified from work created and shared by Google and used according to terms described in the Creative Commons 3.0 Attribution License.
- microSDHC Logo is a trademark of SD-3C, LLC.
- All other trademarks identified herein are the property of their respective owners.

Installation

Industry Canada Notices and other information

NOTICE:

Operation is subject to the following two conditions: (1) this device may not cause interference, and (2) this device must accept any interference, including interference that may cause undesired operation of the device.

Privacy of communications may not be ensured when using this telephone.

RF Exposure Warning:

- This product complies with IC radiation exposure limits set forth for an uncontrolled environment.
- This handset may not be collocated or operated in conjunction with any other antenna or transmitter.
- For body-worn operation, the handset must be used only with a non-metallic accessory. Use of other accessories may not ensure compliance with IC RF exposure requirements.

End-user licence

This is an agreement between you and Panasonic System Networks Co., Ltd. ("Panasonic") with respect to the software installed in this product. Carefully read the terms of this agreement prior to using this product and using indicates your acceptance of these terms.

Copyright:

The software is protected by copyright laws and international treaty provisions, and all other applicable laws. You are receiving only a limited licence to use the software and related documentation, and that you shall obtain no title, ownership nor any other rights in or to the software and its related documentation, all of which title and rights shall remain with Panasonic or its licensor.

Licence:

You may: ① use the software solely for the purpose of recording images from this product compatible with the software, ② transfer your rights under this agreement on a permanent basis, provided that you transfer this agreement, all copies of the software, all related documentation and this product, and the recipient agrees to the terms of this agreement.

Restrictions:

You may not: ① reverse engineer, decompile or disassemble the software, except as expressly permitted by applicable law, ② use, copy, modify, alter, rent, lease or transfer the software, its related documentation, or any copies thereof, in whole or

Installation

in part, except as expressly provided in this agreement, ③ export the software in contravention of any applicable U.S. or foreign export laws and regulations.

Open source software notice

Parts of this product use open source software supplied based on the relevant conditions of the Free Software Foundation's GPL and/or LGPL and other conditions. Please read all licence information and copyright notices related to the open source software used by this product. This information is available at the following web page:

www.panasonic.net/pcc/support/tel/sdect

At least three (3) years from delivery of this product, Panasonic System Networks Co., Ltd. will give to any third party who contacts us at the contact information provided below, for a charge of no more than the cost of physically distributing source code, a complete machine-readable copy of the corresponding source code and the copyright notices covered under the GPL and the LGPL. Please note that software licensed under the GPL and the LGPL is not under warranty.
www.panasonic.net/pcc/support/tel/sdect

Disclaimer

Panasonic shall not be liable for loss of data or other incidental or consequential damages resulting from the use of this product. The use of downloaded content may be restricted or prohibited by the rights of third parties, including but not limited to restriction under applicable copyright laws. You are entirely responsible for additional content that you download to or forward from this product; Panasonic is not responsible for such content or its use. Panasonic does not warrant or guarantee the accuracy, integrity or quality of any additional content or any other third-party content. Under no circumstances will Panasonic be liable in any way for the improper use of additional content or other third-party content by this product or its operator. This document and any related documentation may refer to services and applications that are provided by third parties. The use of such services or programs may require separate registration with the third-party provider and may be subject to additional terms of use. For applications accessed on or through a third-party web site, please review the web site's terms of use and applicable privacy policy in advance.

Installation

Warranty

Panasonic Canada Inc.
5770 Ambler Drive, Mississauga, Ontario L4W 2T3
PANASONIC PRODUCT - LIMITED WARRANTY
EXCHANGE PROGRAM

Panasonic Canada Inc. warrants this product to be free from defects in material and workmanship under normal use and for a period as stated below from the date of original purchase agrees to, at its option either (a) repair your product with new or refurbished parts, (b) replace it with a new or a refurbished equivalent value product, or (c) refund your purchase price. The decision to repair, replace or refund will be made by Panasonic Canada Inc.

Telephone Accessory/Product One (1) year

This warranty is given only to the original purchaser, or the person for whom it was purchased as a gift, of a Panasonic brand product mentioned above sold by an authorized Panasonic dealer in Canada and purchased and used in Canada, which product was not sold "as is", and which product was delivered to you in new condition in the original packaging.

IN ORDER TO BE ELIGIBLE TO RECEIVE WARRANTY SERVICE HEREUNDER, A PURCHASE RECEIPT OR OTHER PROOF OF DATE OF ORIGINAL PURCHASE, SHOWING AMOUNT PAID AND PLACE OF PURCHASE IS REQUIRED

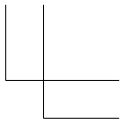
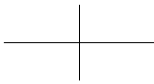
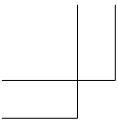
LIMITATIONS AND EXCLUSIONS

This warranty **ONLY COVERS** failures due to defects in materials or workmanship, and **DOES NOT COVER** normal wear and tear or cosmetic damage. The warranty **ALSO DOES NOT COVER** damages which occurred in shipment, or failures which are caused by products not supplied by Panasonic Canada Inc., or failures which result from accidents, misuse, abuse, neglect, mishandling, misapplication, alteration, faulty installation, set-up adjustments, misadjustment of consumer controls, improper maintenance, improper batteries, power line surge, lightning damage, modification, introduction of sand, humidity or liquids, commercial use such as hotel, office, restaurant, or other business or rental use of the product, or service by anyone other than a Authorized Servicer, or damage that is attributable to acts of God.

Rechargeable batteries are warranted for ninety (90) days from date of original purchase.

THIS EXPRESS, LIMITED WARRANTY IS IN LIEU OF ALL OTHER WARRANTIES, EXPRESS OR IMPLIED, INCLUDING ANY IMPLIED WARRANTIES OF MERCHANTABILITY AND FITNESS FOR A PARTICULAR PURPOSE. IN NO EVENT WILL PANASONIC CANADA INC. BE LIABLE FOR ANY SPECIAL, INDIRECT OR CONSEQUENTIAL DAMAGES RESULTING FROM THE USE OF THIS PRODUCT OR ARISING OUT OF ANY BREACH OF ANY EXPRESS OR IMPLIED WARRANTY. (As examples, this warranty excludes damages for lost time, travel to and from the Authorized Servicer, loss of or damage to media or images, data or other memory or recorded content. This list of items is not exhaustive, but for illustration only.)

In certain instances, some jurisdictions do not allow the exclusion or limitation of incidental or consequential damages, or the exclusion of implied warranties, so the above limitations and exclusions may not be applicable. This warranty gives you specific legal rights and you may have other rights which vary depending on your province or territory.

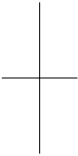


Installation

CONTACT INFORMATION

For product information and operation assistance, please visit our support page on:

www.panasonic.ca



Panasonic Canada Inc.
5770 Ambler Drive, Mississauga, Ontario L4W 2T3

© Panasonic System Networks Co., Ltd. 2013

